


ACER 2

Precision Plasma Cutting System



ESAB Cutting Systems has developed a revolutionary machine tool that takes advantage of the latest developments in Precision Plasma to cut parts close to laser quality at a fraction of the cost.

By offering fully integrated components, we have produced an advanced cutting system that offers support and training from one source. By producing all of the major components we can offer systems that provide greater automation and ease of use.

ESAB's Precision Plasmarc not only gives you an excellent cut quality on carbon, aluminum and stainless steel, but also permits ESAB's patented plasma marking with the same torch used for cutting when the optional

IEFC and Vision PC are used. Plasma marking is a non-contact marking system that provides the greatest versatility among any other marking method. This also benefits the consumer by saving the cost of a second station dedicated for marking. This further enhances accuracy by eliminating the need for a tool offset since the marking tool is the same tool that cuts. This also speeds cycle times by eliminating machine motion between tool offsets as other manufacturers are required to do.

Features

- 100 or 200 amp precision plasma capability
- High speed, highly accurate dual side drives
- Precision Linear Rail cross axis guiding system
- Fully enclosed powertracks protect hoses and cables
- ESAB Precision Plasmarc system with optional **Integrated Flow Control (IFC)**
- ESAB's **Vision PC** Windows® based CNC
- User Independent and Repeatable Cut Quality with **Programmable Cutting Parameters**
- Plasma marking and plasma cutting with the same torch
- Precision initial height sensing with clear-the-plate feature.
- Integral cutting table and unitized design
- Digital AC drive amplifiers
- AC brushless motors
- Precision heavy-duty gearboxes
- Easy servicing and low maintenance

Specifications

Width	6' or 8'
Length	12' and 24'
Traverse Speed	1400 ipm
Positioning Accuracy	+/- 0.005"
Positioning Repeatability	+/- 0.001"
Maximum Number of Plasma	2
Optional Marker(when IFC not used)	Air Scribe
Power Requirements	230 Volt, 3 Phase

Complete Process Automation

For 100 amp applications, the ACER 2 can be equipped with ESAB's exclusive Integrated Flow Control and the innovative Programmable Cutting Parameters feature.

The Integrated Flow Control uses proportional valves to control the cut gas, start gas, and shield gas. These proportional valves are controlled directly by the CNC, yielding fast and accurate gas switching. Process parameters are selected and stored in the control, but can be manually adjusted, then saved for future use, giving the operator complete flexibility.

With the Integrated Flow Control system, gas switching is done right at the torch, requiring

very short preflow times, reducing overall cycle time, and increasing productivity.



During production cutting, the preflow requirement is satisfied between cuts, allowing immediate re-start. Switching from start to cut gas is almost instantaneous, further reducing overall cycle time, and allowing the use of shorter lead ins.

ESAB's patented Cut-And-Mark feature enables Plasma Marking and Precision Plasma Cutting with the same torch, same consumables. The Integrated Flow Control automatically switches from cutting to marking parameters, meaning zero setup time for the operator. This sets ESAB apart from any other manufacturer in the world. Plasma Marking is a non-contact marking system that provides the greatest versatility among any other marking method. This eliminates the cost of a dedicated marking station, and reduces consumable cost since no special marking consumables are necessary. Since the marking tool is also the cutting tool, accuracy is enhanced and cycle times are shortened by eliminating tool offsets. Also, there is no reduction in machine cross-cut width associated with a separate marking station.

ESAB's PT-24 Precision Plasma Torch, capable of both plasma cutting and plasma marking with the same consumables.



All process parameters are set automatically when a parameter set (SDP File) is selected. The operator can make adjustments on screen, at the CNC. Simply turn the handwheel to adjust each value. A graphical bar indicates each parameter's setting.



Specifications subject to change without notice.



**ESAB - Your Partner
in Welding and Cutting**



In U.S.A.
411 S. Ebenezer Rd
P.O.Box 100545
Florence, SC 29501-0545
Phone (843) 664-4394
Fax (843) 664-4403

In Canada
6010 Tomken Road
Mississauga, Ontario L5T 1X9
Phone (905) 670-0220
Fax (905) 670-4879

In Mexico
AVE. Diego Diaz de Berlanga No. 130
Col. Nogalar
San Nicolas de los Garza, N.L. 66480
Monterrey, Mexico
Phone 52-8-305-3700
Fax 52-8-350-5920

www.esabcutting.com